

Manufacturers of :  
**AUTOMOTIVE HALOGEN, INCANDESCENT, LED LAMPS & HOUSE LED LAMPS**

329, Avior Nirmal Galaxy, Near Deep Mandir Cinema,  
L.B.S. Marg, Mulund (W), Mumbai - 400 080. India  
: +91 22 2565 1355 : [www.uravilamps.com](http://www.uravilamps.com) : [info@uravilamps.com](mailto:info@uravilamps.com)

CIN : L - 31500 MH 2004 PLC 145760



An IATF 16949:2016 Certified Organization

**Date: September 09, 2024**

To,  
**National Stock Exchange of India Limited**  
Exchange Plaza, C-1, G Block, Bandra Kurla  
Complex, Bandra (East), Mumbai – 400 051.  
**NSE Symbol: URAVI**

To,  
**BSE Limited**  
Phiroze Jeejeebhoy Towers,  
Dalal Street, Fort, Mumbai – 400 001.  
**Scrip Code: 543930**

**Through NEAPS Portal**

**Through BSE Listing Centre**

**Subject: Submission of Investor Presentation under Regulation 30 of SEBI (Listing Obligations and Disclosure Requirements) Regulations, 2015.**

Dear Sir/Madam,

With reference to Regulation 30 of the SEBI (Listing Obligations and Disclosure Requirements) Regulations, 2015, please find enclosed the Investor Presentation on the overview of the financial position and business operations of the Company for the investors and public at large.

The same will also be available on the website of the Company at the below link:

<https://www.uravilamps.com>

Kindly take the same on record.

Thank you.

Yours faithfully,

**For URAVI T AND WEDGE LAMPS LIMITED**

**Kaushik Damji Gada**  
**Whole-time Director & CFO**  
**DIN: 00515876**

***Enclosed: Investor Presentation***

**PLANT 1** : Q-6, Rajlaxmi Techno Park, Nashik-Bhiwandi Bypass, Sonale Village, Bhiwandi, Dist. Thane - 421 302, Maharashtra, INDIA.

**PLANT 2** : Plot No.30-B, Sicop Industrial Estate, Dist. Kathua - 184102, Jammu & Kashmir, INDIA.

**PLANT 3** : Plot No.17B & 20B, Sicop Industrial Complex IID Center, Govindsar, Dist. Kathua – 184102, Jammu & Kashmir. INDIA



**URAVI**  
T AND WEDGE LAMPS LTD.

AN ISO 14001:2015 CERTIFIED ORGANIZATION

**Uravi T & Wedge Lamps Ltd.**

**Q1 FY25**  
**Investor Presentation**

This presentation and the accompanying slides (the “Presentation”), which have been prepared by Uravi T & Wedge Lamps Limited (Uravi T & Wedge Lamps, The Company) solely for information purposes and do not constitute any offer, recommendation or invitation to purchase or subscribe for any securities and shall not form the basis or be relied on in connection with any contract or binding commitment whatsoever. No offering of securities of the Company will be made except by means of a statutory offering document containing detailed information about the Company.

This Presentation has been prepared by the Company based on information and data which the Company considers reliable, but the Company makes no representation or warranty, express or implied, whatsoever, and no reliance shall be placed on, the truth, accuracy, completeness, fairness and reasonableness of the contents of this Presentation. This Presentation may not be all inclusive and may not contain all of the information that you may consider material. Any liability in respect of the contents of, or any omission from, this Presentation is expressly excluded.

Certain matters discussed in this Presentation may contain statements regarding the Company’s market opportunity and business prospects that are individually and collectively forward-looking statements. Such forward-looking statements are not guarantee of future performance and are subject to known and unknown risks, uncertainties and assumptions that are difficult to predict.

These risks and uncertainties include, but are not limited to, the performance of the Indian economy and of the economies of various international markets, the performance of the industry in India and world-wide, competition, the company’s ability to successfully implement its strategy, the Company’s future levels of growth and expansion, technological implementation, changes and advancements, changes in revenue, income or cash flows, the Company’s market preferences and its exposure to market risks, as well as other risks.

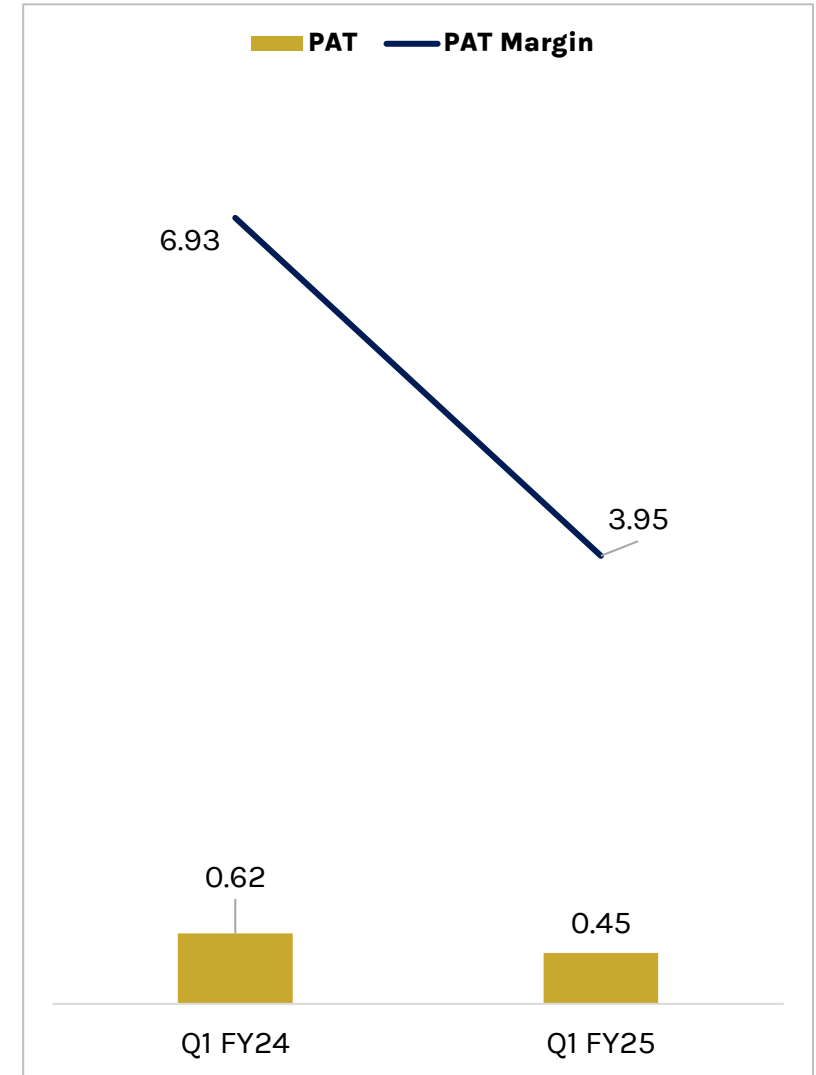
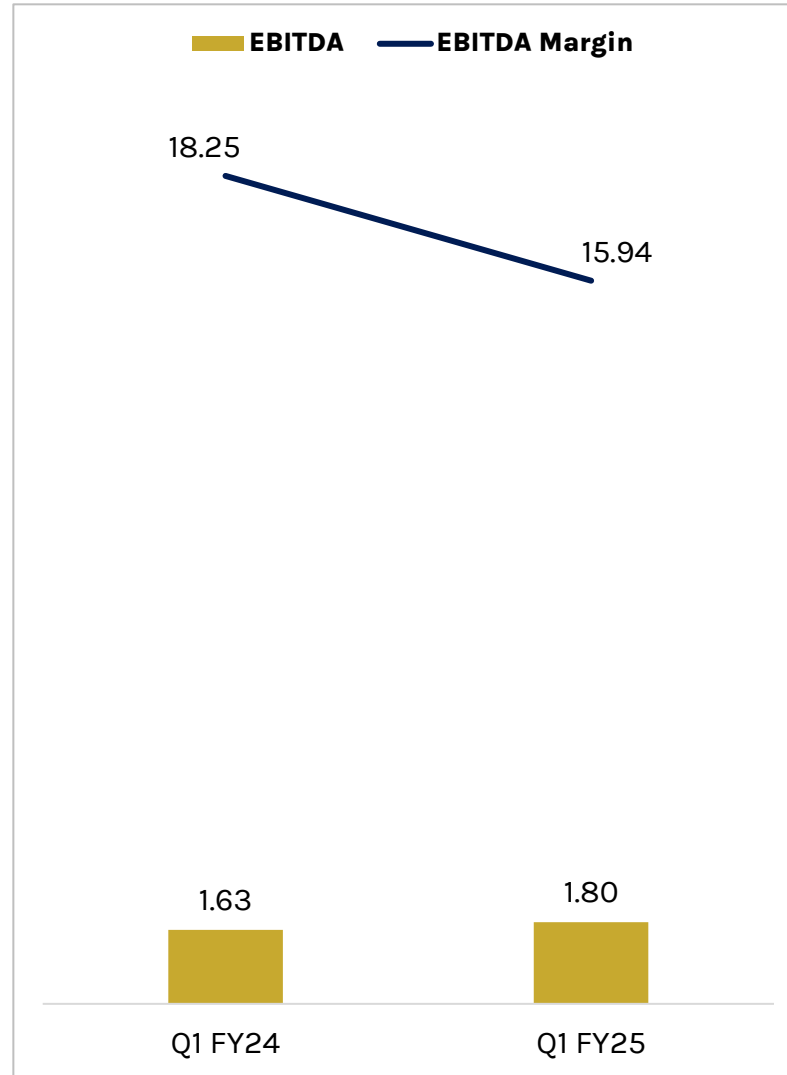
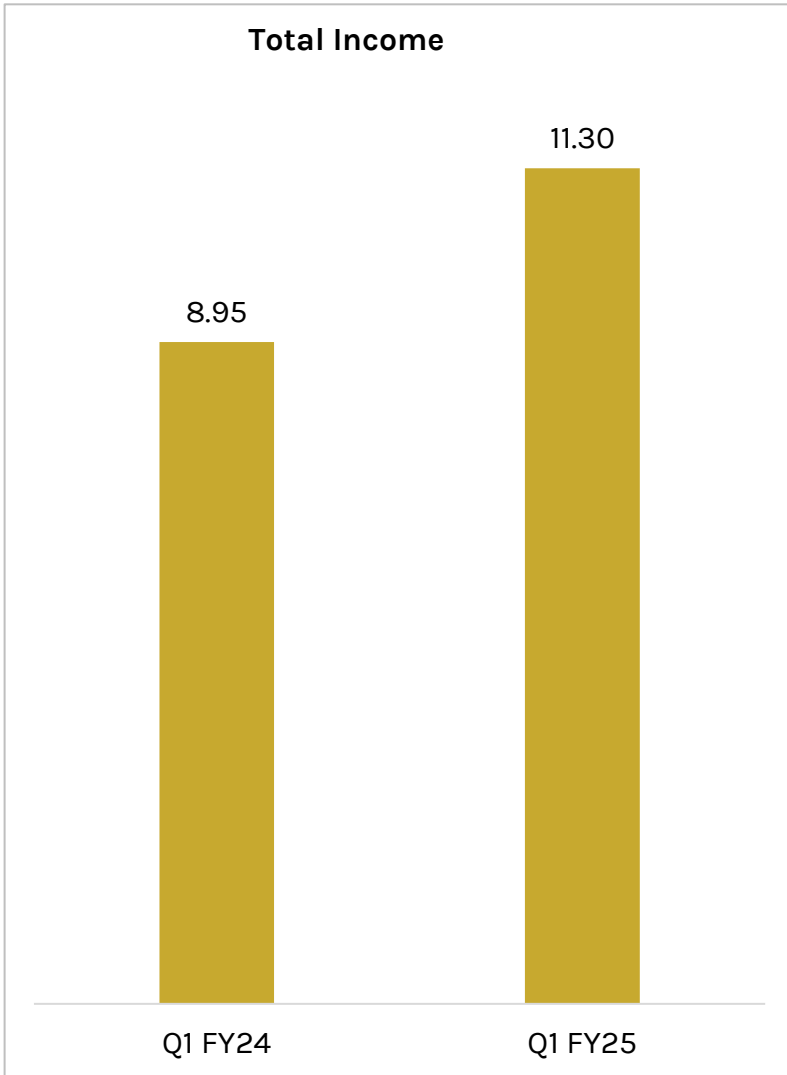
The Company’s actual results, levels of activity, performance or achievements could differ materially and adversely from results expressed in or implied by this Presentation. The Company assumes no obligation to update any forward-looking information contained in this Presentation. Any forward-looking statements and projections made by third parties included in this Presentation are not adopted by the Company and the Company is not responsible for such third-party statements and projections.



# Q1 FY25 Financial Highlights

---

# Q1 FY25 Key Financial Highlights



All Figures In ₹ Cr & Margin In %

# Q1 FY25 Financial Highlights

In ₹ Cr

Particulars	Q1 FY25	Q1 FY24	Y-O-Y
Revenues	11.09	8.76	
Other Income	0.20	0.18	
<b>Total Income</b>	<b>11.30</b>	<b>8.95</b>	<b>26.29%</b>
Raw Material Expenses	5.00	3.76	
Employee costs	2.58	2.03	
Other expenses	1.92	1.52	
Total Expenditure	9.50	7.31	
<b>EBITDA</b>	<b>1.80</b>	<b>1.63</b>	<b>10.32%</b>
Finance Costs	0.56	0.54	
Depreciation	0.60	0.57	
<b>PBT</b>	<b>0.65</b>	<b>0.53</b>	
Tax	0.20	-0.09	
<b>PAT</b>	<b>0.45</b>	<b>0.62</b>	<b>-28.02%</b>
<b>Total Comprehensive Income</b>	<b>0.43</b>	<b>0.62</b>	



# Company Overview

---

Incorporated in 2004, Uravi T & Wedge Lamps Limited (The Company) is the leading manufacturer and supplier of incandescent and wedge-based automotive lamps.

The company is specialized in delivering tailored solutions for both OEM and aftermarket sectors. Under the brand name "UVAL," the company offers a range of automotive lighting products, including stoplights, taillights, indicators, and wedge base lamps.

Their distribution network covers India, and they actively seek opportunities to expand globally through partnerships with potential dealers. Notably, they've formed strategic collaborations with two prominent LED filament lamp manufacturers in China and the Philippines.

They take pride in being the largest manufacturers of automotive lamps for instrument clusters in India, as well as the second-largest in the automotive signaling and parking lamps segment for OEMs.

The Company got listed on the NSE SME platform in the month of March 2018 & Migrated to the Mainboard of BSE & NSE in the month of July 2023.





# Key Facts



**19+**

Years Of Experience



**50+**

Products Available




**150+**

Dealers Across India



**300+**

Employees



**7000+**

Sq. Mtrs  
Manufacturing Unit  
Spread Across

**FY24**



**₹ 42.68 Cr**

Total Revenue



**₹ 7.11 Cr**

EBITDA



**₹ 2.13 Cr**

PAT

# Our Journey: A Timeline Of Uravi T & Wedge Lamps

2004

- Company was incorporated as Uravi T and Wedge Lamps Private Limited

2005

- Set up for production line of T-10 lamps at Rabale MIDC, Navi Mumbai.

2006

- One more production line for T-10 lamps started at Rabale MIDC.

2007

- Purchased and shifted to new premises at Rajlaxmi technopark sonale, NH3 Road Bhiwandi
- Received W3W lamps approval from M/s BAJAJ Auto Ltd

2008

- The Company received ISO/TS 16949:2002 certification.

2009

- ARAI certificates were received in April 2009 for a boutique of products.

2010

- Q5- Rajlaxmi technopark sonale, NH3 Road Bhiwandi was taken for expansion
- E-Mark certificates were received in July 2010 for a boutique of our products.
- Received W3W & W1.7W lamps approval from Hero MotoCorp Ltd

2011

- 3 production lines of T- 10 lamps and 1 production line of Stop and Tail Lamps were added.
- Received R10W & P21/5W lamps approval from BAJAJ Auto Ltd.

# Our Journey: A Timeline Of Uravi T & Wedge Lamps

2012

- Lamp coating plant started in J3-Rajlaxmi technopark sonale, NH3 Road Bhiwandi
- Unit I capacity was updated to 2 T10 lamps production lines, 1 Stop and Tail lamps production line and 1 coating line. Consequent to expansion of T10 lamps production line, Unit II at Kathua (J&K) started.
- Received RY10W lamps approval from BAJAJ Auto Ltd. and R10W & RY10W lamps approval from Hero MotoCorp Ltd.

2013

- Coating line started in unit I & unit II capacity was Enhanced.

2014

- New building construction attached to main building started - Q6 Rajlaxmi technopark sonale, NH3 Road Bhiwandi.
- Received W3W, W5W, R10W & RY10W lamps approval from TVS Motors.

2016

- "UVAL" Trademark was registered.

2017

- Quality management system - ISO/TS 16949:2009 re-certification was granted.

2018

- Got listed on the NSE EMERGE platform.

2019

- Received IATF QMS Certification

2022

- The Company set up its third manufacturing unit in Kathua
- Received HMCL Approval for Tail Lamps.

2023

- Migrated to the Main Boards of NSE & BSE

2024

- Raised approximately Rs. 49.50 crore through issuing warrants to support organic and inorganic growth.
- Attended Feria de las 2 Ruedas in Colombia, a major LATAM motorcycle parts show, to seek export opportunities.
- Expanded distribution to Gujarat, Goa, and Kerala.

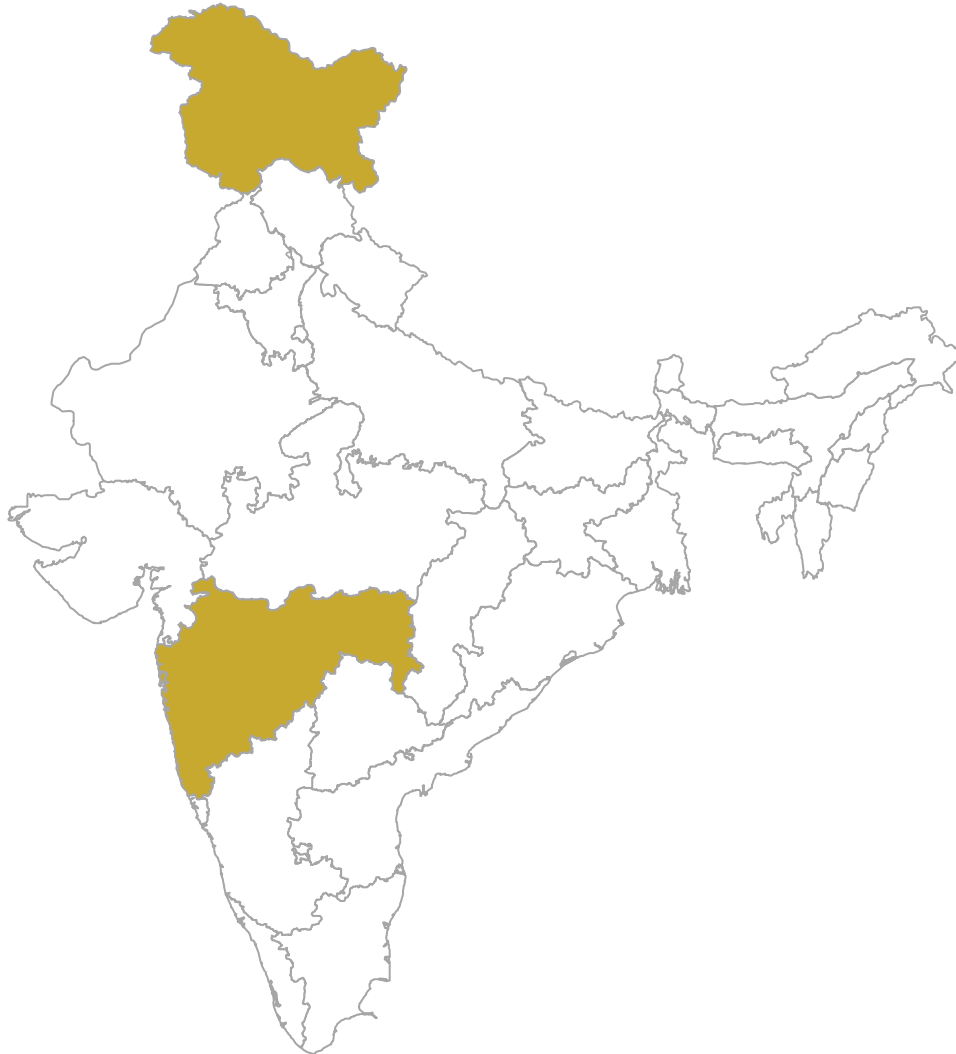


# Strong Customer Base: Tier 1 Supplier To Major OEM Suppliers



The top five customers have accounted for approximately 45% of our revenue over the past three years.

The Company has 3 manufacturing Units, 1 located at Bhiwandi, Thane in Maharashtra and the other 2 at Kathua in Jammu and Kashmir



## Bhiwandi Manufacturing Unit (“UNIT - I”)

This Unit is spread across 32,460 square feet.



## Kathua (Jammu) Manufacturing Unit (“UNIT - II”)

The Unit is spread across an area admeasuring 10,800 square feet.



## Kathua (Jammu) Manufacturing Unit (“UNIT - III”)

The Unit is spread across an area admeasuring 10,800 square feet.

# Production Capacity And Utilisation



Product	Particulars	For the Financial Year		
		2024	2023	2022
UNIT - I (Bhiwandi Unit)	Installed Capacity (Units/year)	6,96,00,000	11,28,00,000	11,28,00,000
	Utilised Capacity (Units/year)	4,98,31,400	6,63,42,350	6,50,22,960
	Utilization Capacity (%)	71.60	58.81	57.64
UNIT - II (Kathua Unit)	Installed Capacity (Units/year)	7,20,00,000	7,20,00,000	7,20,00,000
	Utilised Capacity (Units/year)	4,62,00,000	4,01,21,950	3,69,12,900
	Utilization Capacity (%)	64.17	55.72	51.27
UNIT - III (Kathua Unit)	Installed Capacity (Units/year)	4,32,00,000	4,32,00,000	-
	Utilised Capacity (Units/year)	3,22,36,535	-	-
	Utilization Capacity (%)	74.62	NA	NA

\*Unit-I capacity was transferred to Unit III in Feb 23

# Elevating Quality Standards With Certifications



**RDW** (Rijksdienst voor het Verkeer en Waterbouw) - The Netherlands

**COMPLIANCE STATEMENT**

RDW, as the competent Administrative Department (Approval Authority) for the Netherlands, has conducted an assessment of the quality system and the relevant control plans in order to verify compliance with Annex IV of Regulation (EU) 2018/858 Annex IV of the Commission Delegated Regulation (EU) No 44/2014 or Annex IV of Commission Delegated Regulation (EU) No 1322/2014, as last amended as well as Schedule 1 of Revision 3 of the ECU Agreement done at Geneva on 20 March 1958 and the Dutch Road Traffic Act 1994, Article 22. The assessment was conducted in accordance with the requirements of this Directive and/or Regulation.

This Compliance Statement is issued to:

**URAVI & WEDGE LAMPS LTD.**  
 Q-6, Rajlaxmi Techno Park  
 Nashik Bhiwandi By Pass  
 Sonale Village, Bhiwandi, DIST. THANE - 421302, MAHARASHTRA  
 India

Component range: see Annex  
 Annex intended: see Annex  
 Range of covered separate Directives/Regulations: see Annex

Statement number: **RDWC-D63-04**  
 Assessment conducted: 10-12-2020  
 Validity ends: 30-4-2023  
 Place: Zestormer  
 Date: 28-12-2020  
 Signature: On behalf of the management of RDW.

*A. de Rooij*  
 Manager Designation & Surveillance

RDW - Type-approval Department

**bsi.** (British Standards Institution)

**Certificate of Registration**

QUALITY MANAGEMENT SYSTEM - IATF 16949:2016

This is to certify that:

**URAVI & WEDGE LAMPS LIMITED**  
 Q-6, Rajlaxmi Techno Park,  
 Nashik Bhiwandi  
 Bypass Sonale Village  
 Dist. Thane -421302  
 Maharashtra  
 India

operates a Quality Management System which complies with the requirements of IATF 16949:2016 for the following scope:

The Manufacture of Incandescent Lamps.  
 Permitted Exclusions: Product Design.

For and on behalf of BSI:  
*Theresa Foster, Managing Director - BSI's assurance*

BSI Certificate Number: 611182  
 IATF Number: 0399270

...making excellence a habit™  
 Issue Date: 2021-04-28

**ACMA** (Automotive Component Manufacturers Association of India)

**CERTIFICATE OF MEMBERSHIP**

This is to Certify that

**Uravi T and Wedge Lamps Ltd.**  
 is a Member of Automotive Component Manufacturers Association of India

For the Period  
 2021-2022

Membership ID No: 1626822628

*Shankar Ghosh*  
 Director General

**ARAI** (The Automotive Research Association of India)

CONFORMITY OF PRODUCTION CERTIFICATE AS PER AIS - 037

Non-Transferable

CONFORMITY OF PRODUCTION CERTIFICATE

(SHL NO.: SHL/16/2019-2020/300006886/COP/1942)	DATE: 27.05.2019
1.0 Name and Address of Applicant	M/s. URAVI T & WEDGE LAMPS PVT. LTD., Q-6, Rajlaxmi Techno Park, Nashik Bhiwandi By Pass, Sonale Village, Bhiwandi, Thane - 421302
Details of component manufacturing plant address	Same as above
2.0 Customer Letter Ref.	Email dated 22.04.2019
3.0 Name and specification of the component	Filament Lamps as shown in Annexure I
4.0 Applicable Notified Standard	AIS 034 (Part 1) (Rev.1) 2010
5.0 Base Type Approval No. and Specifications of components	Refer Annexure I of this report.
6.0 Conformity of Production serial no	
7.0 Conformity of Production Granted / Refused	GRANTED

Based on-

- Continued compliance to the Quality system was successfully verified during the CoP visit conducted on 07 May 2019 and having CoP audit report no. SHL/16/2019-2020/300006886/COP/1941 dated 27.05.2019
- Successful completion of Conformity of Production tests on randomly selected samples during site visit. Test results enclosed in Annexure-II

Page 01 of 14




The company aims to be a reliable and customer-focused supplier, exceeding expectations and fulfilling all customer needs.



Poke Yoke



Load pressure testing



Polariscope

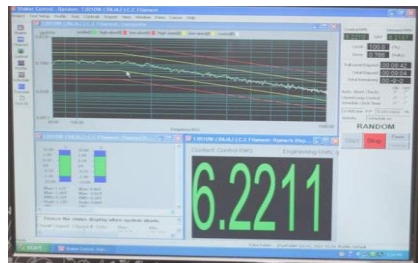



Impulse voltage testing



Photometric testing

## Vibration Tester from LDS - UK



## Chromaticity & Color temperature measurement (Lab sphere from USA)



## Product validation facility



# Empowering Progress Through Efficiency: Our Competitive Advantages



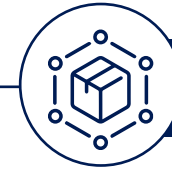
01

Lean organization structure facilitates in faster implementation of policy decisions



02

Strategically located manufacturing units to cater to customers growing needs



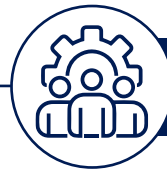
03

Well-established supply chain



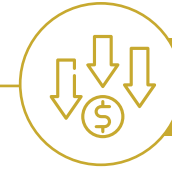
04

Good relations with all our customers



05

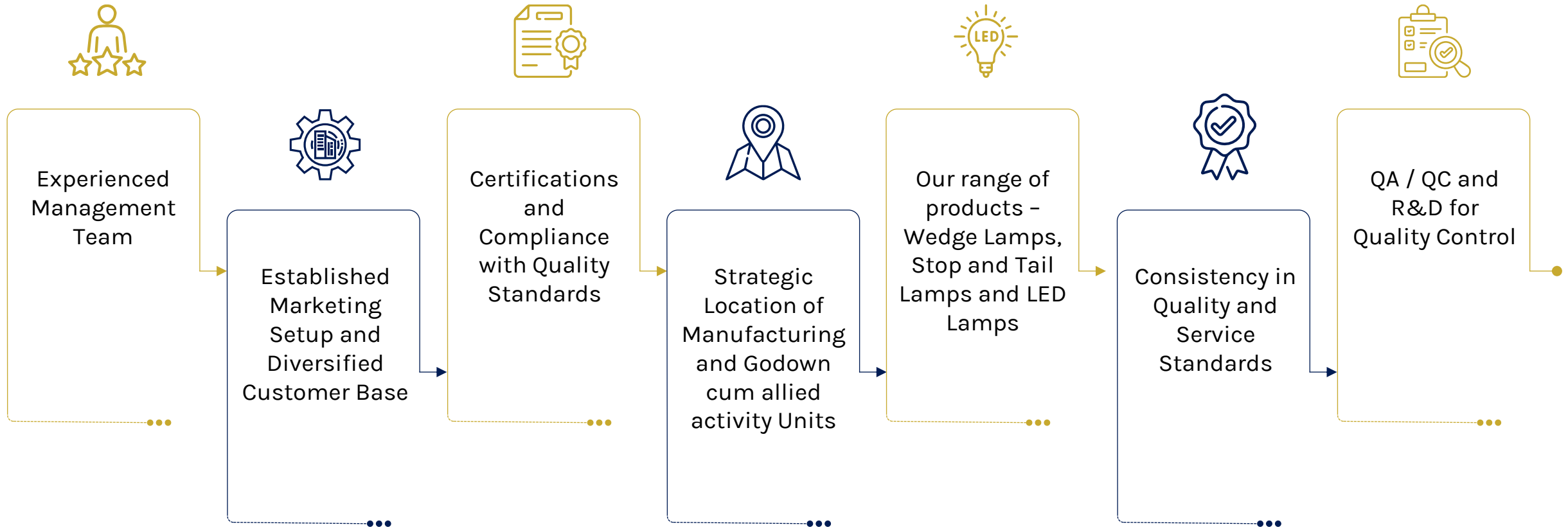
Well-experienced team to maintain and run smooth operations



06

Low raw material cost

# Fortifying Success Through Strengths-Based Foundations



The company aims to fulfill its environmental commitments through the following broad-level actions.

- ✓ The company is driven by a strong belief in making a positive impact on society, particularly in improving the living conditions of the less fortunate.
- ✓ Their commitment to this cause is evident through their support for educational, environmental, and healthcare programs in remote areas.
- ✓ Notably, the company has adopted Dirang Djong, a 9th Century village in Arunachal Pradesh, where they have initiated a cleanliness drive aimed at transforming it into the second cleanest village in Asia.

The company is firmly committed to fulfilling all of its environmental obligations and commitments, underscoring our dedication to being responsible global corporate citizens.





# Business Overview

---

The company manufactures lamps for instrument clusters in automobiles, including 2-wheelers, 4-wheelers, and tractors.

## Automobile Lamps

Incandescent Head Lamps



Halogen Head Lamps



Stop, Tail & Indicators (Signaling) Lamps



Wedge Base Lamps (For Dashboard & Indicators Light)



Wedge Base Lamps Holders & Silicon Caps



## Automobile Led Lamps

Indicator, Stop, Tail & Head Lamps







## House LED Filament Lamps

LED Filament Lamps



# UVAL's Product Description

				
<b>Category</b>	<b>Wedge Based Lamps</b>	<b>Stop/Tail/Indicator Lamps</b>	<b>LED Lamps</b>	
<b>Applications</b>	Speedometer	Indicator	Automotive Lamps	HomeAppliance
<b>No. of SKU</b>	27	9	9	1
<b>Description/Brief</b>	<p>The company offers a diverse selection of wedge lamps with wattages ranging from 1.2 Watts to 10 Watts, designed to accommodate various voltage capacities, including 12 Volts to 24 Volts.</p> <p>These lamps are commonly used in the instrument clusters of both two-wheelers and four-wheelers, primarily as a component of the front dashboard.</p>	<p>Stop Tail Lamps are utilized for various indicators and signal functions. Customization is essential for the specific design requirements of each automotive manufacturer's 2 or 4-wheeler, guaranteeing a unique and efficient production process.</p>	<p>Company trades in LED lamps for Automobile &amp; Home Applications. Also entered into a co-operation agreement with Global Lighting Phils. Inc., a Philippines based company; who manufacture LED Lamps under our brand name "UVAL".</p>	

## LED Lamps



Cool White HS1 LED Head lamp Bulb



Cool White LED Head Lamp (BA20d)



Cool White LED Headlamp Bulb (P15d-25-1)



Cool White LED Headlamp Bulb (P15d-25-3)



## Incandescent & Wedge Base Lamps



### Wedge Base Lamps

T10 Amber



T13 Lamp Clear



### Stop, Tail, and Indicator Lamps

P21/5W and R10/5W



R5W/R10W Bead Type



## Halogen Lamps



### Halogen Fog Lamps

H3 Clear PK22



H3 Ultra Blue PK22s



### Halogen Head Lamps

HS1/H4



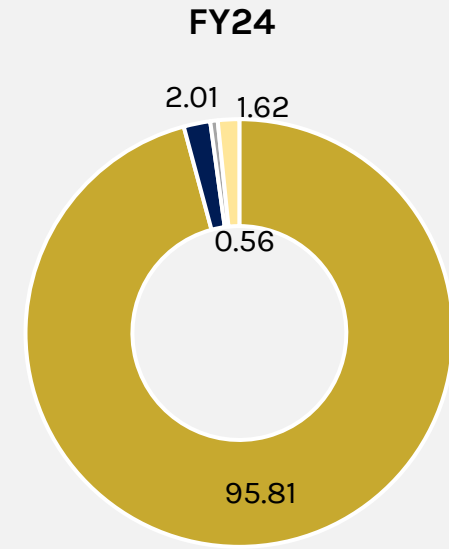
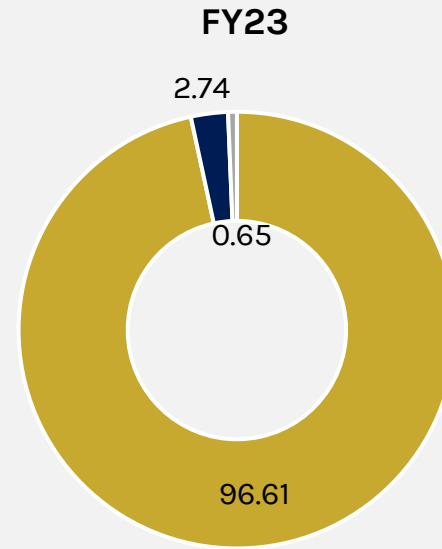
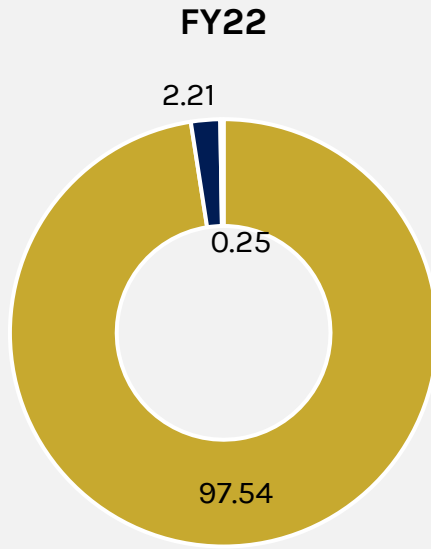
H1





# Segment Wise Break Up

In %



■ OEM ■ Aftermarket ■ Export ■ Other

Particulars	FY22	FY23	FY24
OEM (%)	97.54	96.61	95.81
Aftermarket (%)	2.21	2.74	2.01
Export (%)	0.25	0.65	0.56
Other (%)	-	-	1.62
<b>Total Turnover (In ₹ Cr)</b>	<b>32.12</b>	<b>34.62</b>	<b>42.68</b>



# Management Overview

---



## Mr. Niraj D. Gada

Managing Director & Ceo

- He is the founding promoter and director of the Company.
- Having been in the industry for over 2 decades; he has acquired the requisite experience, skill and networking to smoothly conduct the business of the Company.
- Over the years he has gained expertise in strategy formulation, finance, material procurement, administration and marketing.
- As the Chairman, Managing Director and Chief Executive Officer of the Company he is responsible for the complete commercials, overall management and growth of our Company.



## Mr. Kaushik D. Gada

Whole Time Director & Cfo

- He completed his Bachelor of Commerce in the year 1993 from the Mumbai University.
- He is one of the founding Promoter and Director of the Company.
- Over the years, he has garnered technical expertise for the products manufactured and the machinery used by the Company.
- He is tasked with the management of QA / QC department, material management and the entire functioning of the Kathua unit in Jammu and Kashmir.



## Mr. Brijesh Aggarwal

Non-executive Non-independent Director

- He has 19 years of extensive experience in the auto-components business and has been instrumental in establishing overseas operations for Viney Group.
- He leads product development, overseas operations and client relationship management.



## Mr. Niken Ravin Shah

Non-Executive Independent Director

- He holds a bachelor's degree in commerce from the University of Mumbai and is also a member of the Bachelor of Legislative Law.
- He has over 07 years of specialising in non-litigation property matters such as drafting of various documentation, registration of property, MIDC Transfers and Government incentive schemes.



## Mr. Shreya Ramkrishnan

Non-Executive Independent Director

- She is a Company Secretary from the Institute of Company Secretaries of India. She also holds LLB degree from the Mumbai University. She has an overall experience of 12 years in the Corporate secretarial field.
- In her career span of 12 years, she has worked with top MNCs in Mumbai like Reliance Industries Limited, Wockhardt Limited, L&T etc.
- Till recently, she was the Compliance officer of an Infrastructure Investment Trust viz. IndInfravit Trust floated by a subsidiary of L&T wherein she was also the Company Secretary of the Investment Management Company and the Group Company Secretary.
- Currently, she is the Independent Director of Uravi T and Wedge Lamps Ltd, a listed Company.
- Her expertise includes conducting Board meetings, General Meetings, listing Compliances, SEBI, Corporate Governance etc.



## Mr. Sreedhar Ramachandran Ayalur

Non-Executive Independent Director

- He is a qualified Chartered Accountant, he is a varied experience in the Industry. A major part of the career was with Bajaj Electricals Limited, a consumer durable company, wherein the last designation held was Vice President & Head Branch Commercial and Sales Support.
- Was heading a team of more than 225 people and had qualified Chartered/Cost Accountants reporting into me. Was managing a total spend of Rs. 225 crores and was primarily responsible for all sales support function including Logistics, warehousing and supply chain.
- Besides, was responsible for setting up and administering Credit controls for the dealers/distributors of the Company. He started his distinguished career with Reliance Industries Limited at the corporate office, then in Maker Chambers 4 Nariman Point. Was part of team of professionals managing the projects of Reliance Group. Was also head of Commercial (Factory) for Renewsys India Private Limited, a company engaged in manufacturing of Solar panels.



# Industry Overview

---

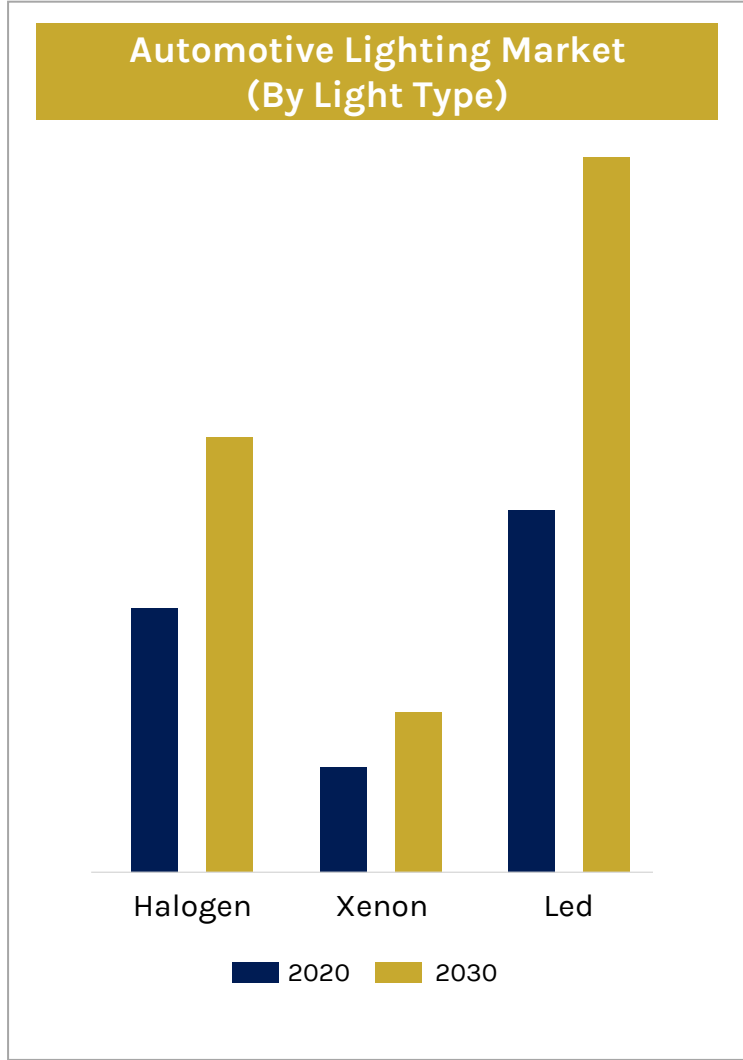
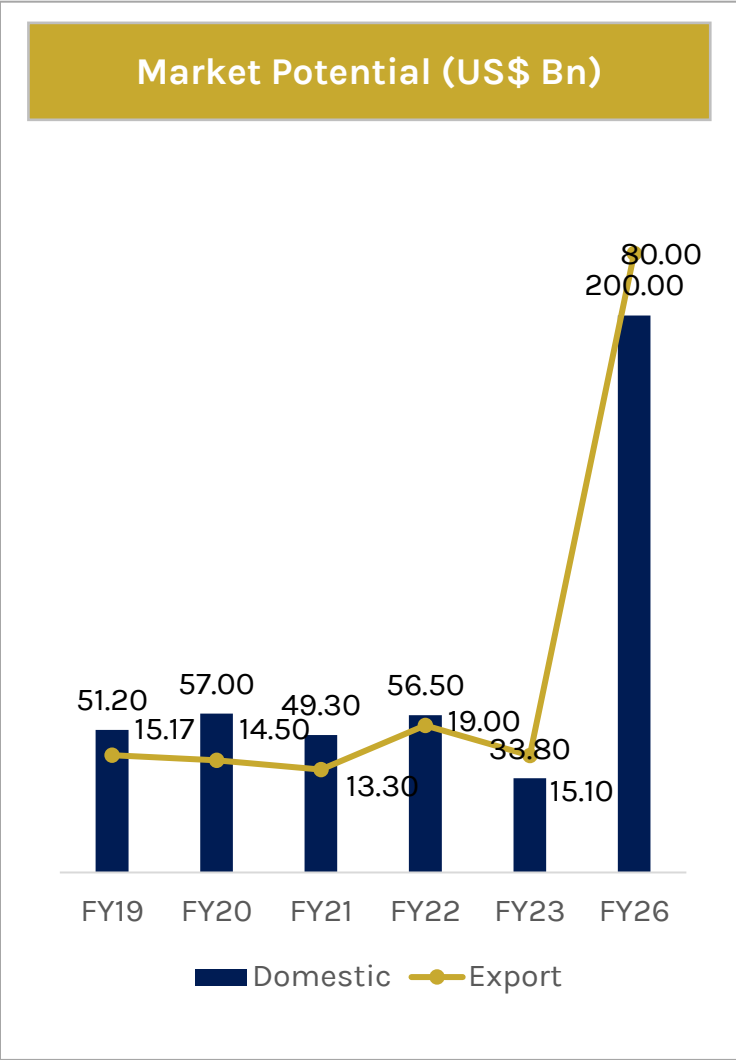
The global automotive lighting market is projected to reach \$58.59 billion by 2030, registering a CAGR of 6.3% from 2021 to 2030.

The global automotive lighting market was valued at \$32.31 billion in 2020, and is projected to reach \$58.59 billion by 2030, registering a CAGR of 6.3% from 2021 to 2030.

Factors such as rise in emphasis towards road safety, increase in implementation of government regulations, and growing automobile production foster the growth of automotive lighting market.

However, high cost of LEDs and fluctuating prices of raw materials hinder the growth of market.

Furthermore, the rise in demand for vehicles in developing nations and increase in demand for advanced technology in vehicles are factors anticipated to provide a remarkable growth opportunity for the players operating in the market.



Source: [Allied Market Research](#), [IBEF](#)

# Reving Towards Success: India's Auto Component Industry Drives Growth

By 2025, the Indian auto component industry is poised to become the third-largest globally, with a projected revenue of US\$200 billion by 2026.

The Indian automobile industry is expected to achieve a turnover of US\$300 billion by 2026 by expanding at a CAGR of 15% from its current revenue of US\$74 billion.

India's auto components industry's market share has significantly expanded, led by increasing demand for automobiles by the growing middle class, with automobile sales standing at 19.45 million units in FY23 and exports globally.

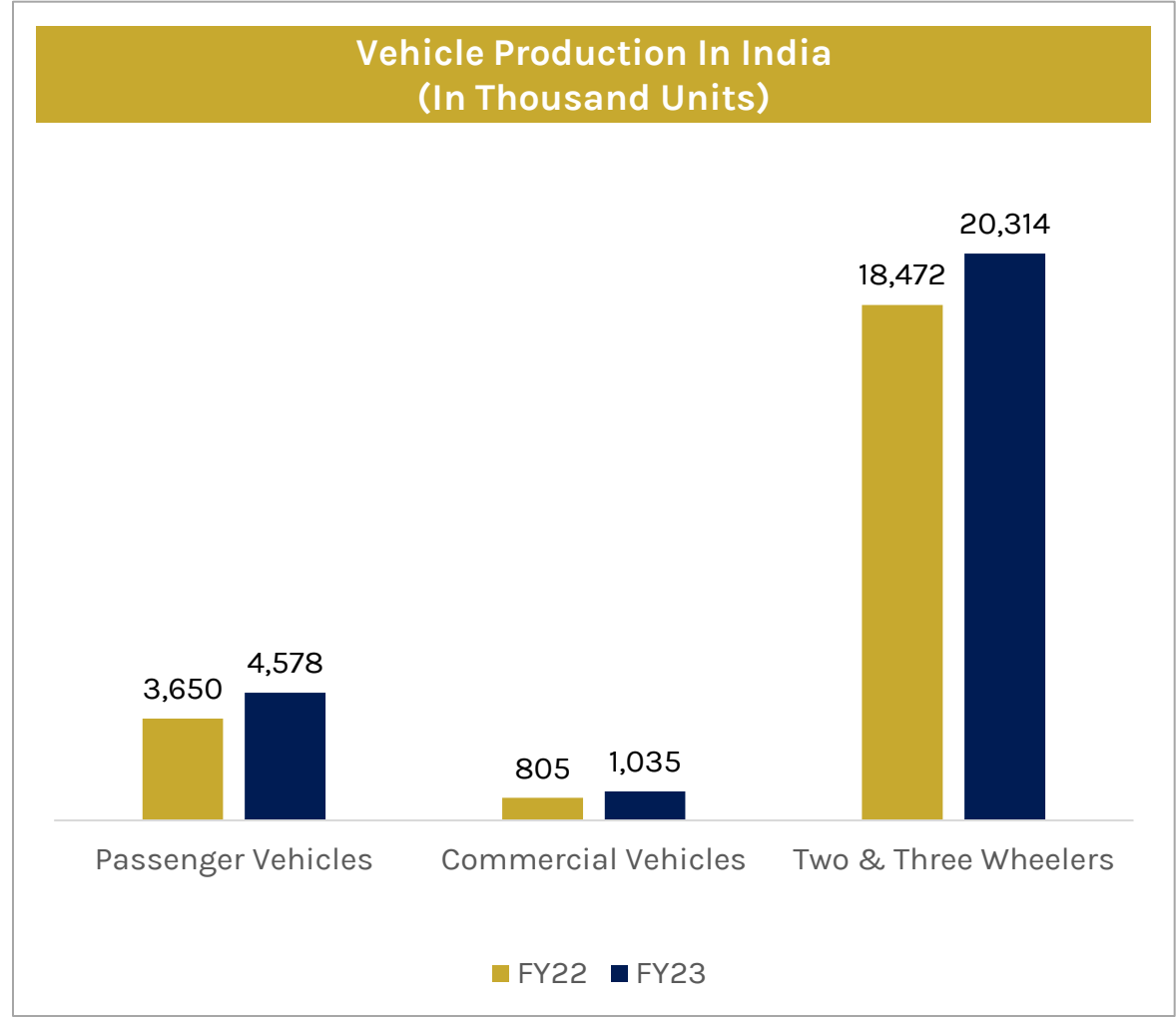
The Indian auto component industry is set to become the third-largest globally by 2025. The turnover of the automotive component industry grew 34.8% to Rs. 2.65 lakh crore (US\$ 33.8 billion) during April-September 2022 compared to the first half of the previous year.

As per the Automobile Component Manufacturers Association (ACMA) forecast, auto component exports from India are expected to reach US\$30 billion by 2026.

The auto component industry exported US\$ 19 billion and imported US\$ 18.3 billion worth of components in 2021-22, resulting in the highest export surplus of US\$ 700 million.

From FY16-FY22, the industry registered a CAGR of 6.35% and was valued at US\$ 56.50 billion in FY22.

The component sales to OEMs in the domestic market grew by 46% to US\$ 27.27 billion. Due to the high development prospects in all vehicle industry segments, the auto component industry is projected to record US\$200 billion in revenue by 2026.



Source: IBEE



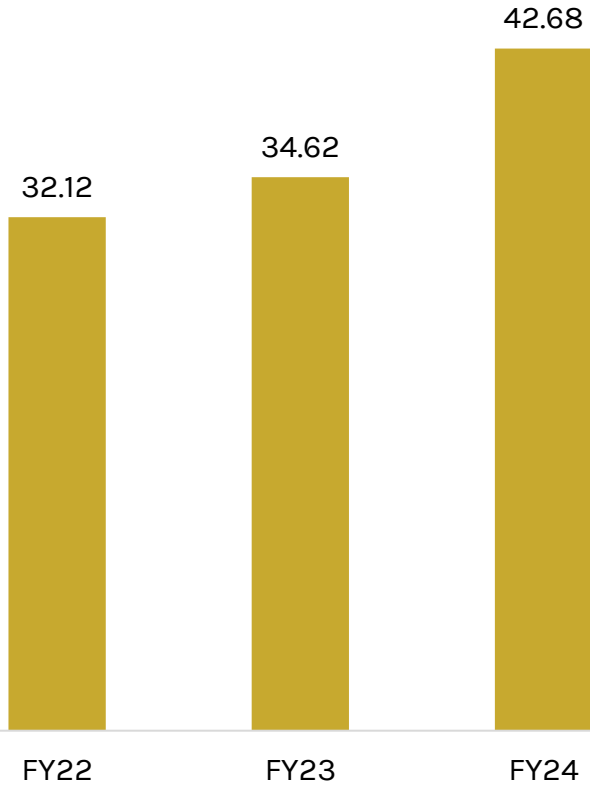
# Financial Overview

---

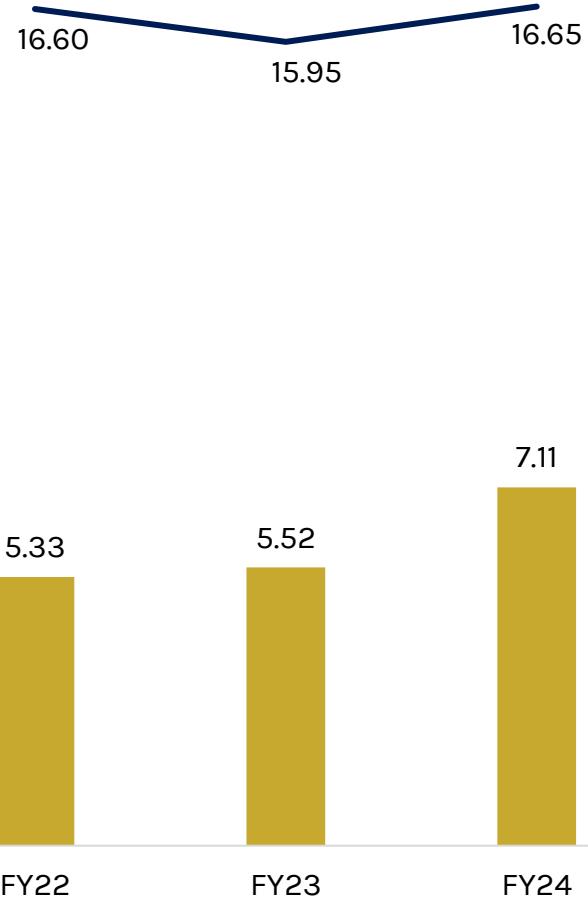


# Financial Highlights

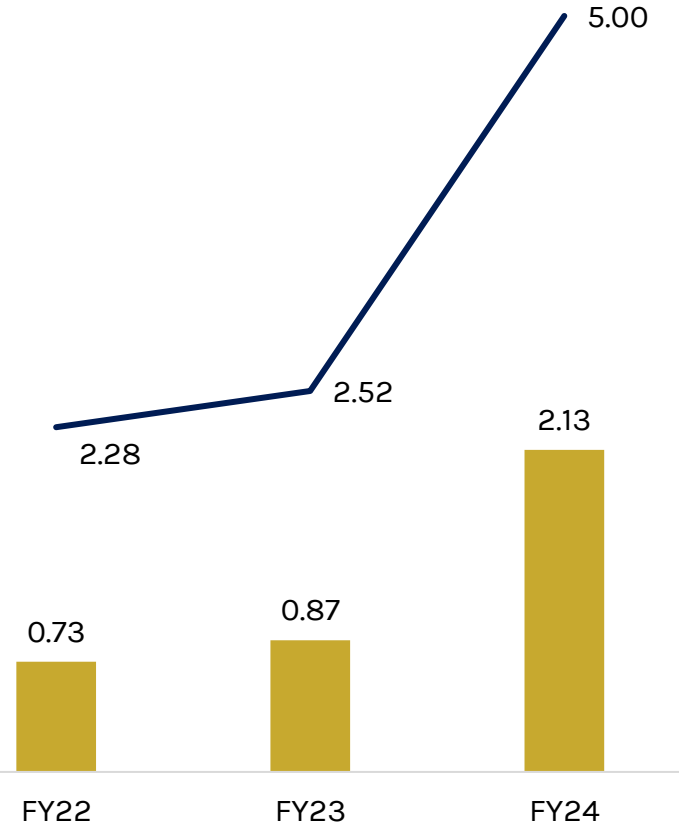
### Total Income



### EBITDA & EBITDA Margin



### PAT & PAT Margin



All Figures In ₹ Cr & Margin In %

# Profit & Loss Statement

In ₹ Cr

Particulars	FY24	FY23	FY22
Revenues	41.99	33.91	31.36
Other Income	0.69	0.71	0.76
<b>Total Income</b>	<b>42.68</b>	<b>34.62</b>	<b>32.12</b>
Raw Material Expenses	19.57	15.49	14.04
Employee costs	9.55	8.19	7.33
Other expenses	6.46	5.42	5.42
Total Expenditure	35.58	29.10	26.79
<b>EBITDA</b>	<b>7.11</b>	<b>5.52</b>	<b>5.33</b>
Finance Costs	2.26	2.06	2.12
Depreciation	2.36	2.19	2.09
<b>PBT</b>	<b>2.49</b>	<b>1.27</b>	<b>1.12</b>
Tax	0.36	0.40	0.38
<b>PAT</b>	<b>2.13</b>	<b>0.87</b>	<b>0.73</b>
<b>Total Comprehensive Income</b>	<b>2.07</b>	<b>0.80</b>	<b>0.73</b>

# Balance Sheet

In ₹ Cr

Equities & Liabilities	FY24	FY23	FY22
Equity	11.00	11.00	5.50
Other Equity	14.52	12.43	17.13
<b>Net Worth</b>	<b>25.52</b>	<b>23.43</b>	<b>22.63</b>
<b>Non Current Liabilities</b>			
Non Current Borrowings	3.39	3.52	3.65
Lease Liabilities	0.19	0.10	0.07
Other Non Current Liabilities	0.00	0.20	0.16
Deferred Tax Liabilities	0.78	1.14	1.22
<b>Total Non Current Liabilities</b>	<b>4.36</b>	<b>4.96</b>	<b>5.10</b>
<b>Current Liabilities</b>			
Current Borrowings	20.81	19.07	19.02
Lease Liabilities	0.19	0.16	0.16
Trade Payables	3.76	3.25	1.73
Other Financial Liabilities	0.00	0.00	0.00
Short Term Provisions	0.00	0.02	0.00
Other Current Liabilities	0.89	0.67	0.62
<b>Total Current Liabilities</b>	<b>25.65</b>	<b>23.16</b>	<b>21.53</b>
<b>Total Liabilities</b>	<b>55.52</b>	<b>51.55</b>	<b>49.25</b>

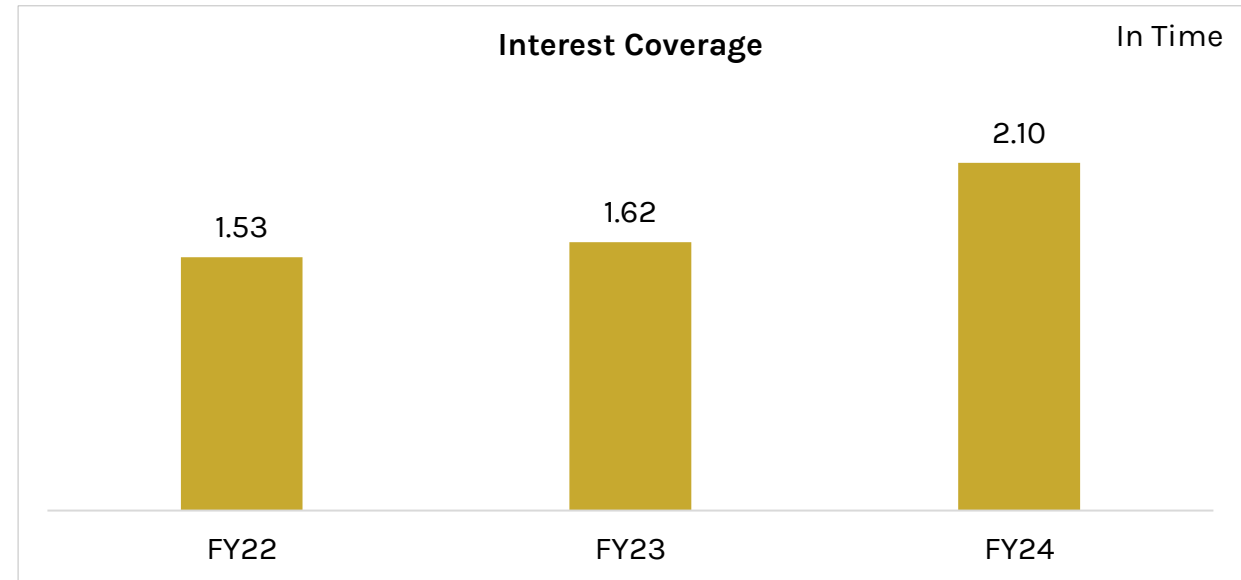

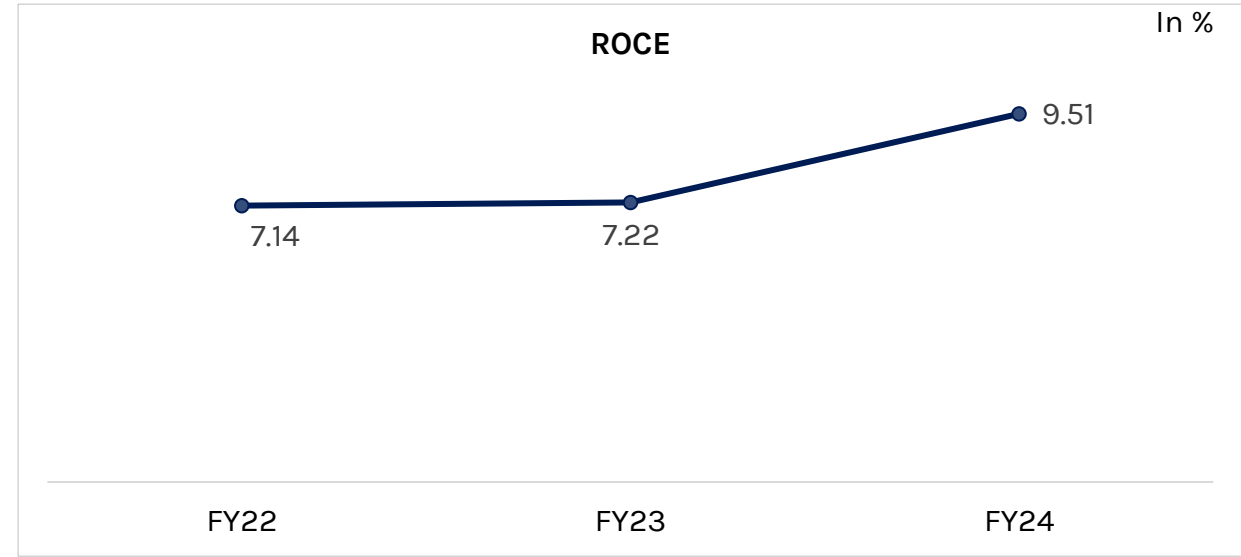
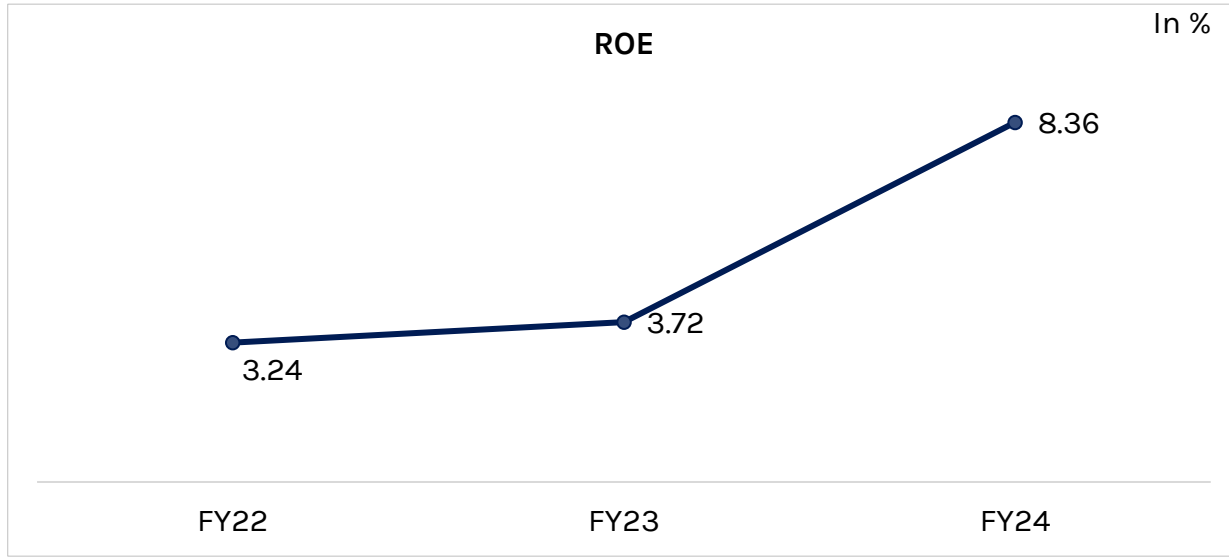
Assets	FY24	FY23	FY22
<b>Non Current Assets</b>			
Fixed Assets	17.27	17.87	15.49
Non Current Investments	0.00	0.01	0.92
Other Non Current Financial Assets	0.20	0.17	0.26
Deferred Tax Assets (Net)	0.00	0.00	0.00
Other Non Current Assets	0.23	0.25	0.70
<b>Total Non Current Assets</b>	<b>17.69</b>	<b>18.30</b>	<b>17.38</b>
<b>Current Assets</b>			
Inventories	18.20	15.55	13.80
Trade Receivables	13.64	11.13	12.26
Cash & Bank Balance	1.78	1.34	1.82
Other Current Financial Assets	2.80	4.13	2.87
Current Tax Assets (Net)	0.02	0.00	0.00
Other Current Assets	1.38	1.11	1.13
<b>Total Current Assets</b>	<b>37.83</b>	<b>33.25</b>	<b>31.88</b>
<b>Total Assets</b>	<b>55.52</b>	<b>51.56</b>	<b>49.26</b>

# Cash Flow Statement

In ₹ Cr

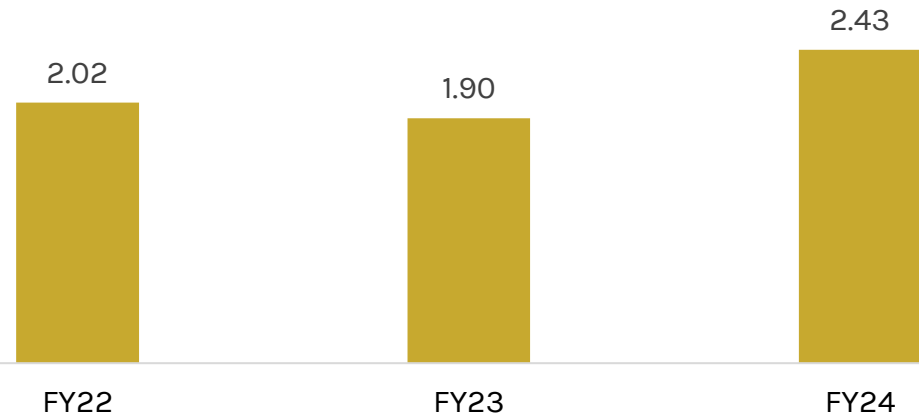
Particulars	FY24	FY23	FY22
Cash from Operation	0.63	4.73	3.08
Cash from Investments	0.00	-2.39	-1.23
Cash from Financing	-0.53	-2.36	-2.10

# Key Ratios



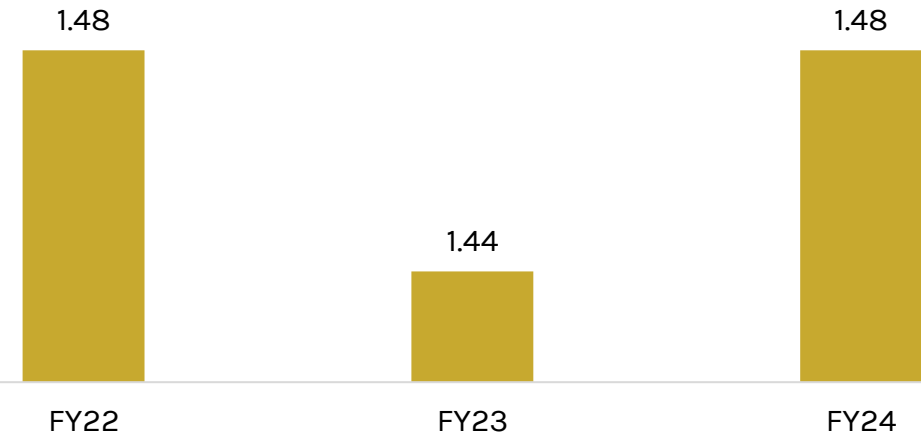
### Fixed Asset Turnover

In Time



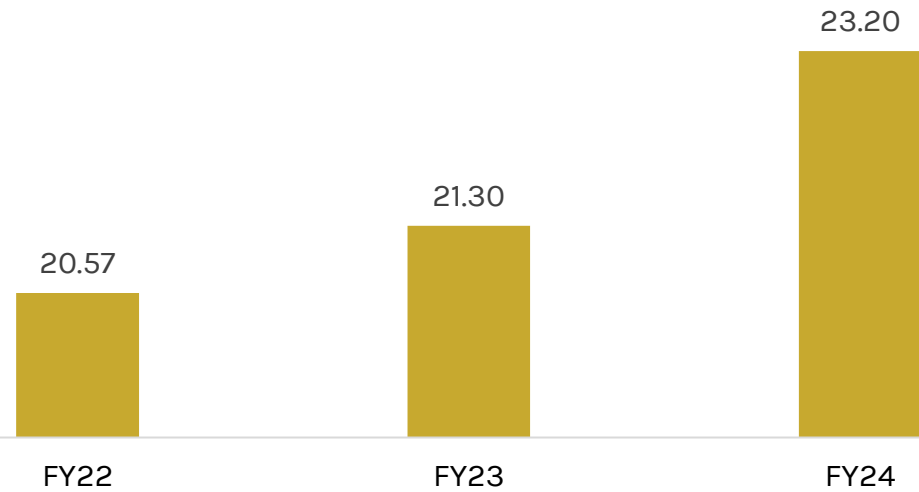
### Current Ratio

In Time



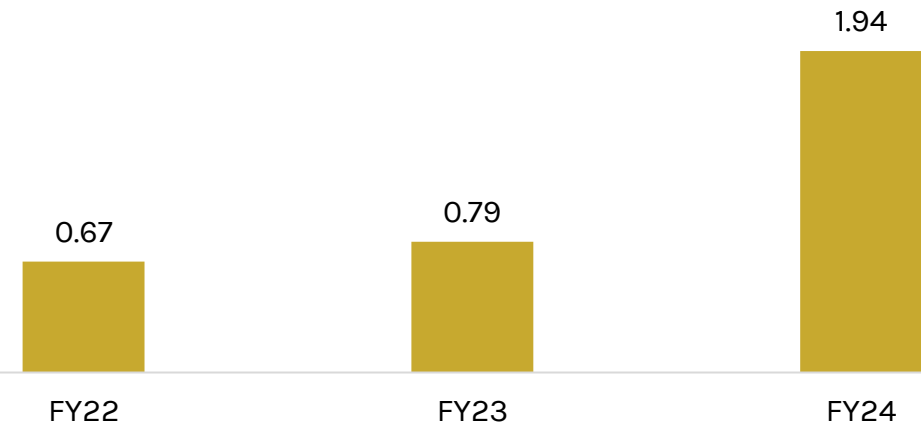
### Book Value

In ₹



### EPS

In ₹

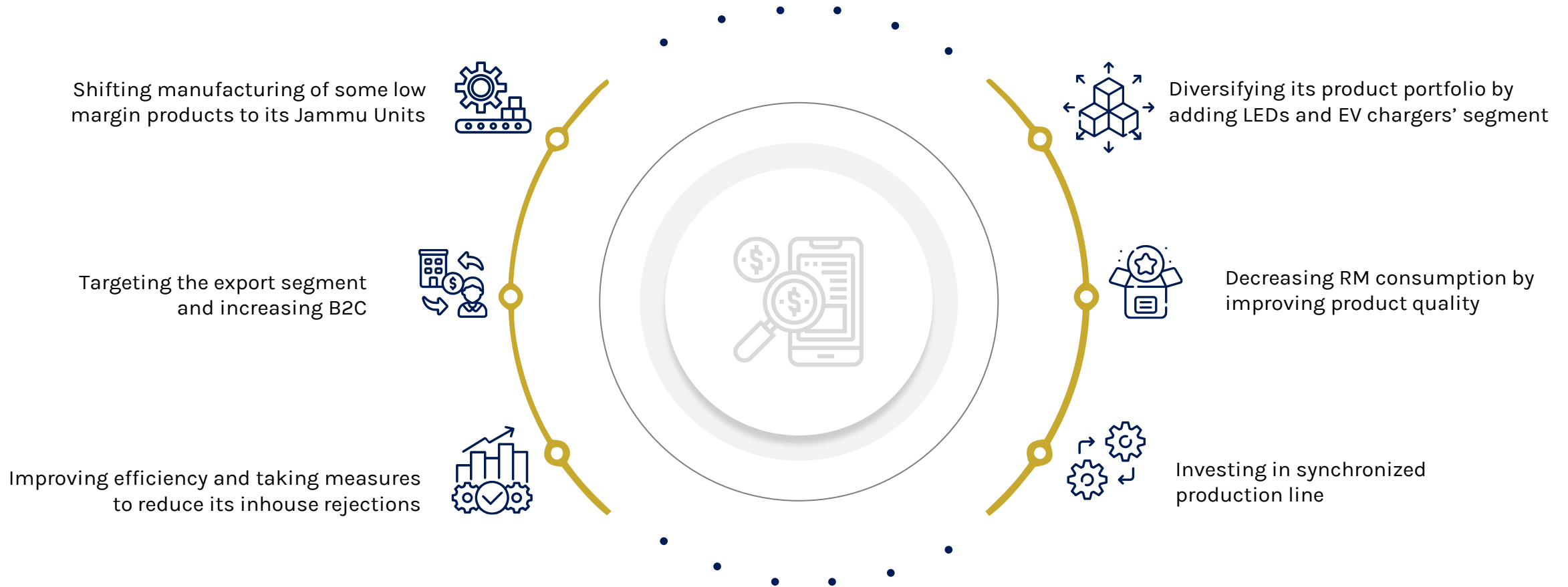




# The Way Forward

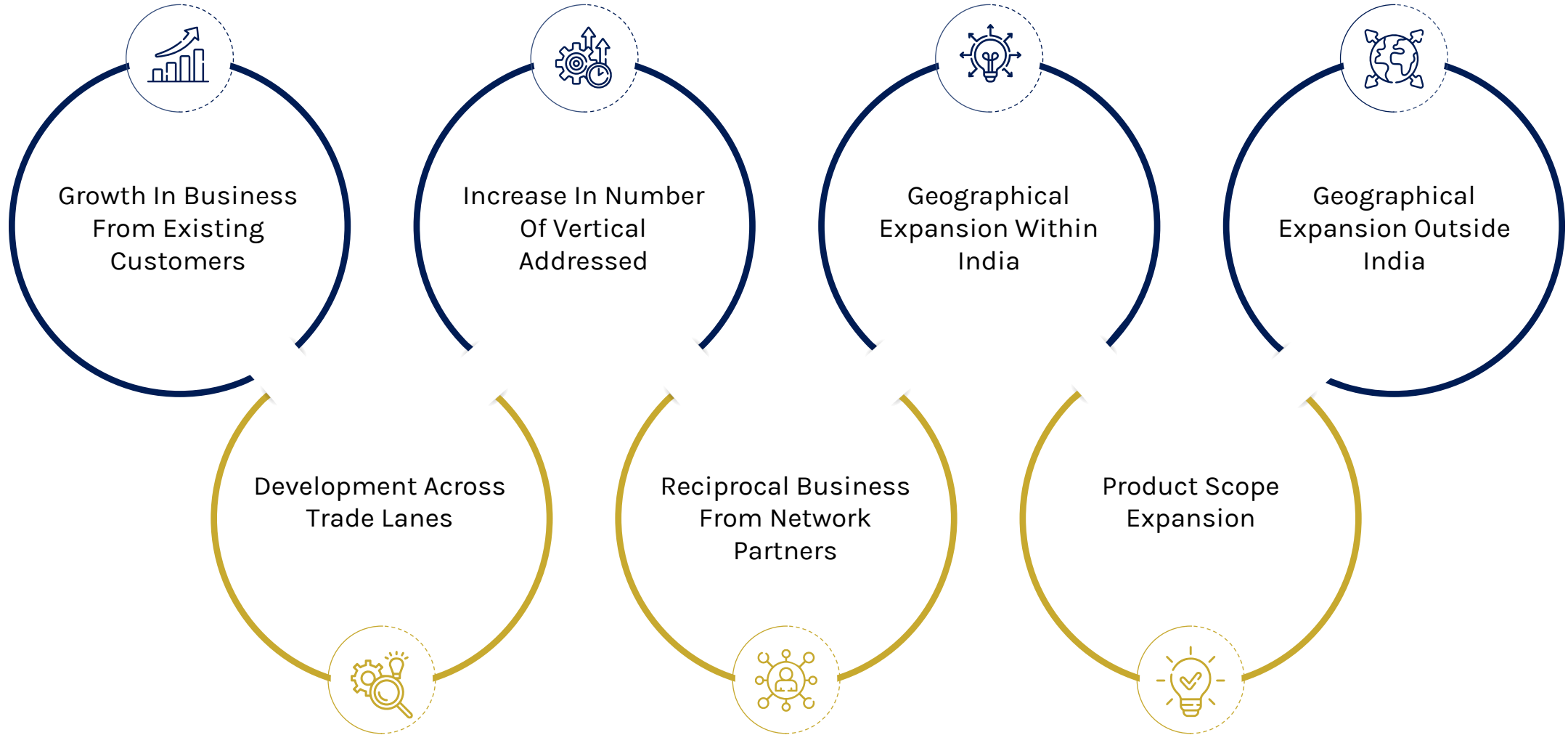
---

# Navigating Toward Profitability- Strategic Path Forward





# Growth Unleashed: Unlocking Doors to Endless Possibilities





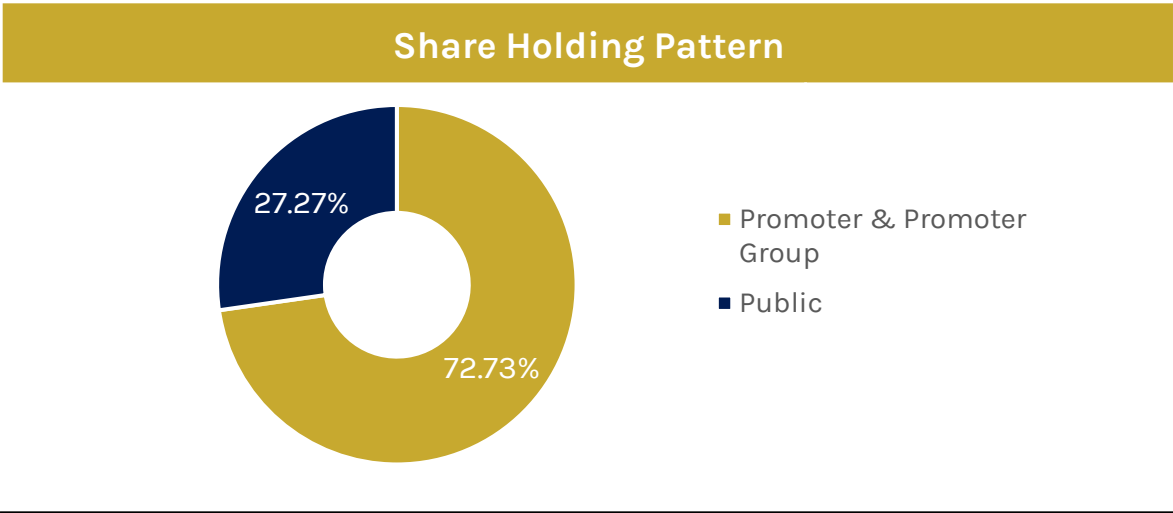
# Annexures

---

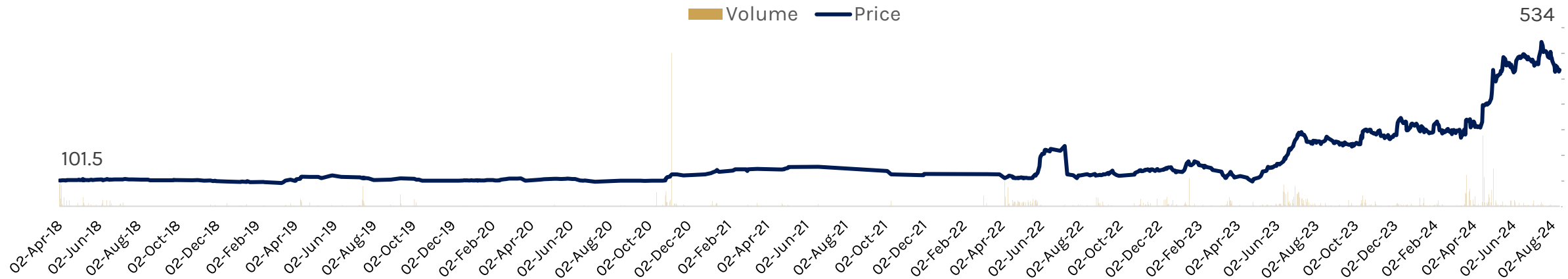
As on 13-08-2024

NSE: URAVI ISIN: INE568Z01015	
Share Price (₹)	534.00
Market Capitalization (₹ Cr)	587.40
No. of Shares Outstanding	1,10,00,000
Face Value (₹)	10.00
52 Week High-Low (₹)	666.00 - 227.25

As on 30-06-2024



## Share Performance From 2<sup>nd</sup> April 2018 Till Date



Source: NSE



# Thank You



Q-6, RajLaxmi Techno Park, Sonale Village,  
NH3 - Nashik Bhiwandi Bypass,  
Tal: Bhiwandi Dist. Thane 421 302. India.  
Phone: +91 90042 62048  
Email: [siddhant.gada@uravilamps.com](mailto:siddhant.gada@uravilamps.com)  
Website: [www.uravilamps.com](http://www.uravilamps.com)



713-B, Lodha Supremus II, Wagle Estate,  
Thane West - 400 604.  
Phone: 022 4100 2455  
Email: [info@kirinadvisors.com](mailto:info@kirinadvisors.com)  
Website: [www.kirinadvisors.com](http://www.kirinadvisors.com)